

LNA Series

10 – 1000MHz Low Noise Amplifier

Features

- Frequency Range: 10-1000MHz
- Gain: 50dB
- P_{1dB} : +13dBm
- IP3: +22dBm
- Noise Figure: 2.2dB
- Internally Voltage Regulated
- Reverse Voltage Protected
- DC Power: 12V/88mA
- SMA Connector

Picture



Description

LNA-1050 is a 50dB gain wideband Low Noise Amplifier operates with frequency range from 10 to 1000MHz.

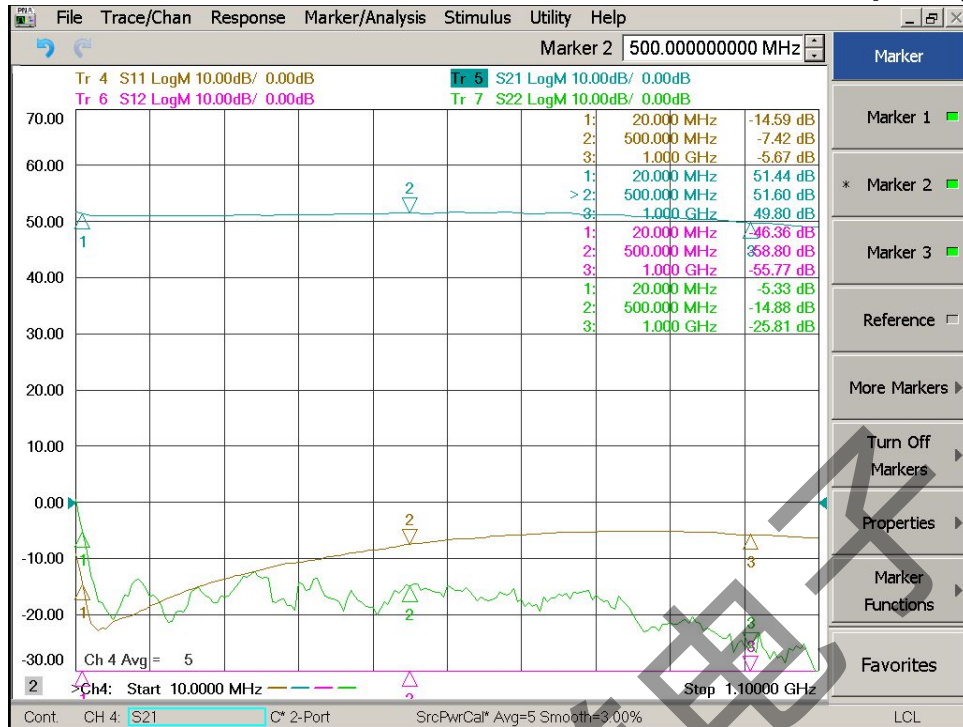
Electrical Specifications @ +25 °C, $Z_{in} = Z_{out} = 50 \Omega$, DC Voltage = +12V

Parameter	Unit	Minimum	Typical	Maximum
Frequency Range	MHz	10		1000
Gain S21 f = 10MHz	dB	48	51	
f = 500MHz	dB	48	51	
f = 1000MHz	dB	47	50	
Gain Flatness	dB		±0.8	±1.2
P_{1dB} f = 500MHz	dBm	+11	+13	
IP3 f = 500MHz	dBm	+20	+22	
Noise Figure f = 500MHz	dB		2.2	2.7
Reverse Isolation S12 f = 500MHz	dB	-45	-55	
Input VSWR S11 f = 500MHz			2.5:1	3.0:1
Output VSWR S22 f = 500MHz			1.5:1	2.0:1
DC Power Supply	V	11	12	15
Supply Current	mA		88	100

LNA Series

10 – 1000MHz Low Noise Amplifier

Gain S21, Isolation S12, Return Loss S11, S22 vs Frequency



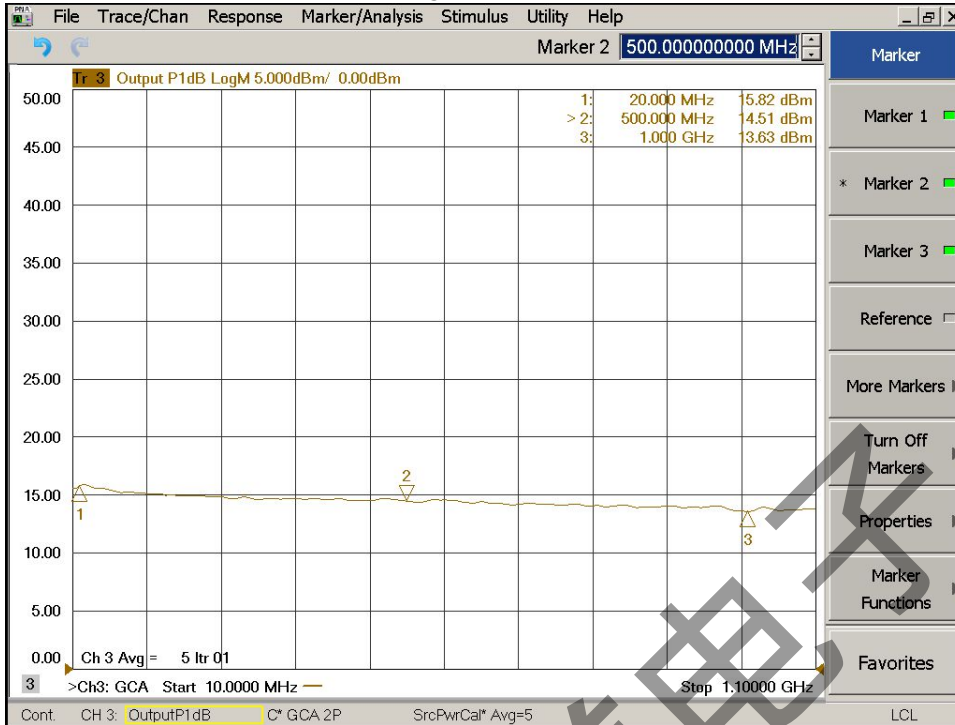
Noise Figure vs Frequency



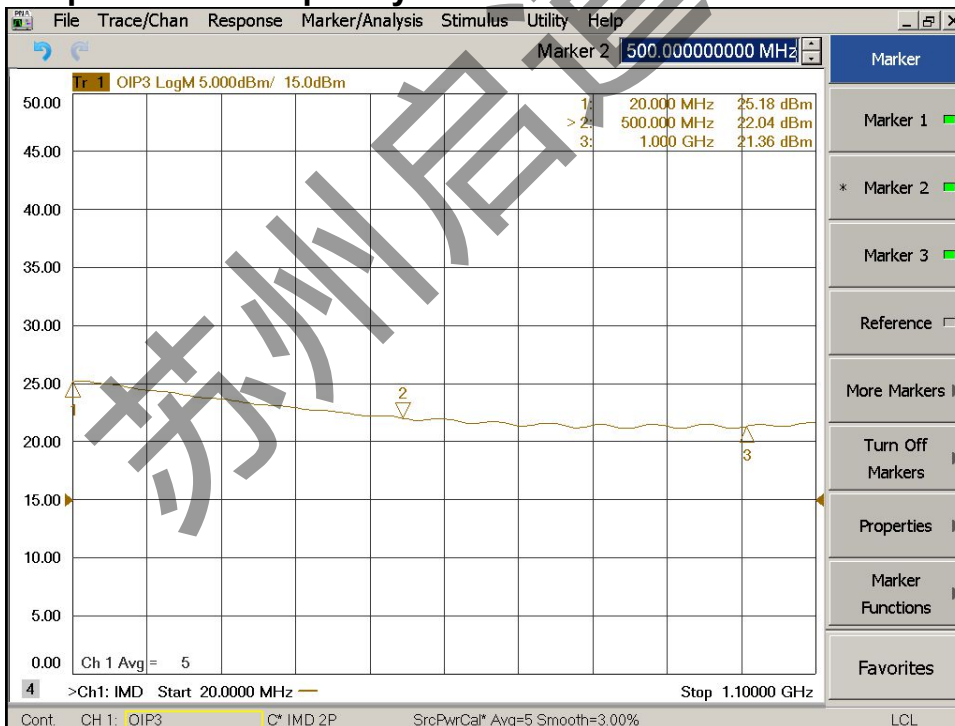
LNA Series

10 – 1000MHz Low Noise Amplifier

Output P1dB vs Frequency



Output IP3 vs Frequency



LNA Series

10 – 1000MHz Low Noise Amplifier

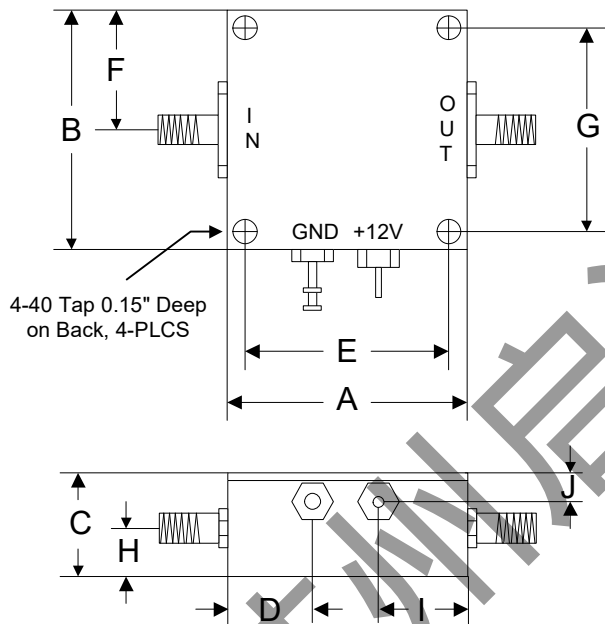
Absolute Maximum Ratings

Parameter	Absolute Maximum
Supply Voltage	+25V
RF Input Power	+13dBm
Operating Temperature	-40 °C to +85 °C
Storage Temperature	-55 °C to +125 °C

ESD Sensitive Material



Outline



	A	B	C	D	E	F	G	H	I	J
Inch	1.250	1.250	0.563	0.450	1.000	0.625	1.000	0.250	0.500	0.187
mm	31.75	31.75	14.29	11.43	25.40	15.88	25.40	6.35	12.70	4.76