

LNA Series

150 – 650MHz Low Noise Amplifier

Features

- Frequency Range: 150-650MHz
- Gain: 21dB
- P_{1dB}: +17dBm
- IP3: +35dBm
- Noise Figure: 0.8dB
- DC Power: 7 - 15V
- SMA Connector

Performance measured @ 400MHz

Description

LNA-400 is a 0.8dB Noise Figure Low Noise Amplifier operates with frequency range usable from 150 to 600MHz.

Picture



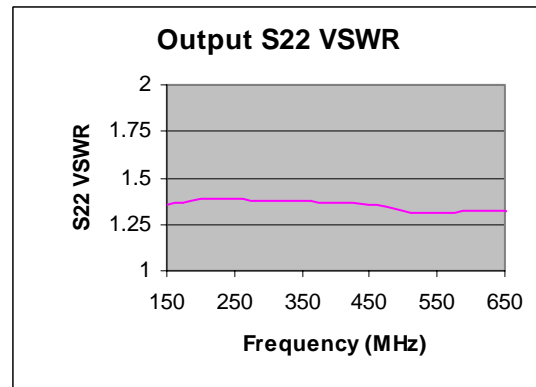
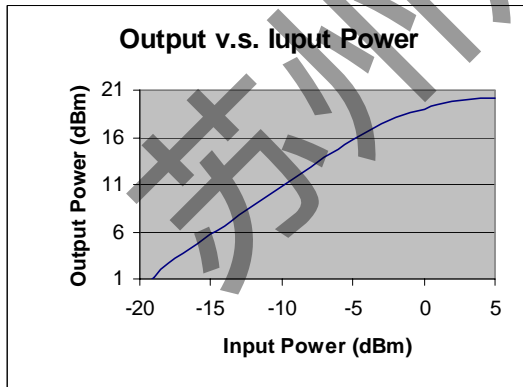
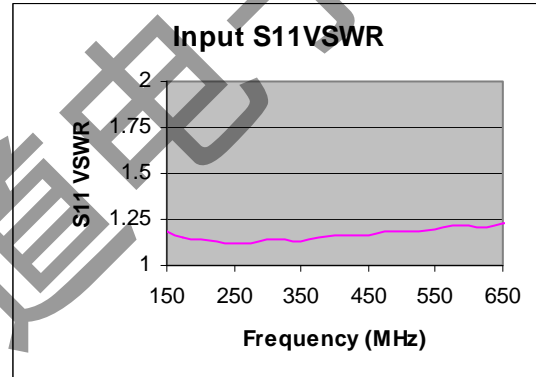
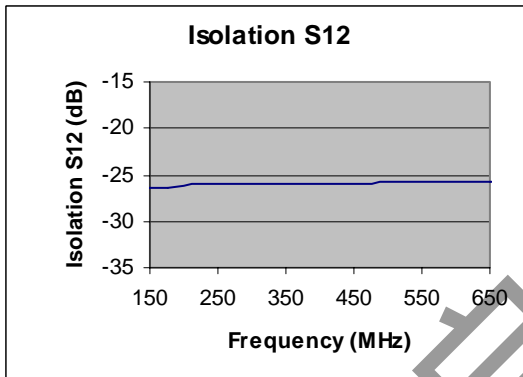
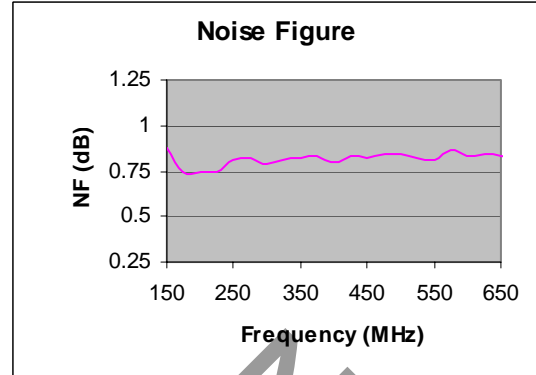
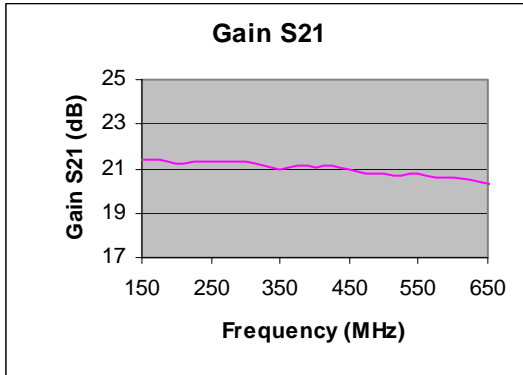
Electrical Specifications @ +25 °C

Parameter	Unit	Minimum	Typical	Maximum
Frequency Range	MHz	150		600
Gain	dB		21	
Gain Flatness	dB		± 0.5	
P _{1dB}	dBm		+17	
IP3	dBm		+35	
Noise Figure	dB		0.8	
Reverse Isolation	dB		-26	
VSWR	Input VSWR Output VSWR		1.2:1 1.4:1	
DC Power Supply	V	7	12	15
Supply Current	mA		75	

LNA Series

150 – 650MHz Low Noise Amplifier

Typical Performance @ +25 °C



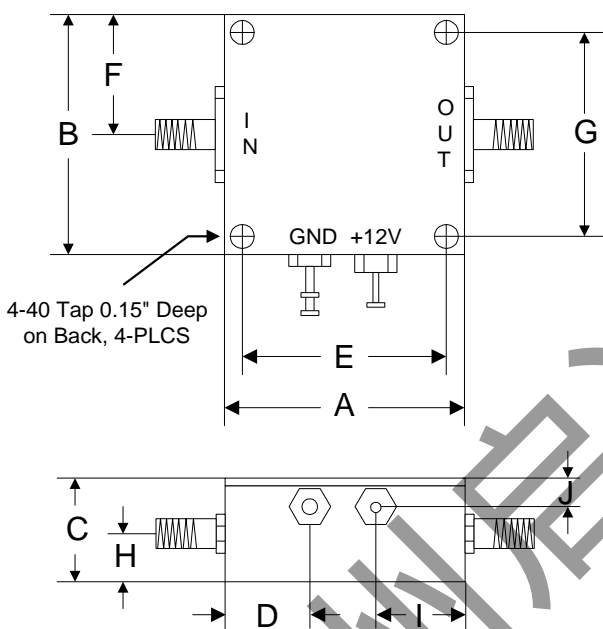
LNA Series

150 – 650MHz Low Noise Amplifier

Absolute Maximum Ratings

Parameter	Absolute Maximum
RF Input Power	+13dBm
Supply Voltage	+25V
Operating Temperature	-40 °C to +85 °C
Storage Temperature	-55 °C to +125 °C

Outline



	A	B	C	D	E	F	G	H	I	J
Inch	1.250	1.250	0.563	0.450	1.000	0.625	1.000	0.250	0.500	0.187
mm	31.75	31.75	14.29	11.43	25.40	15.88	25.40	6.35	12.70	4.76