


LNA Series

30 – 930MHz Low Noise Amplifier

Features

- Frequency Range: 30 - 930MHz
- Gain: 30dB
- P_{1dB}: +19dBm
- IP3: +35dBm
- Noise Figure: 1.3dB
- DC Power: 12V/115mA
- Internal Voltage Regulated
- Reverse DC Protection
- SMA Connector

Picture



Performance measured @ 500MHz

Description

LNA-930 is a flat response Low Noise Amplifier operates in frequency range from 30MHz to 930MHz.

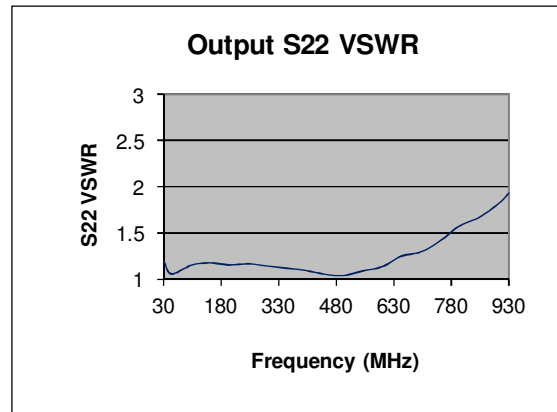
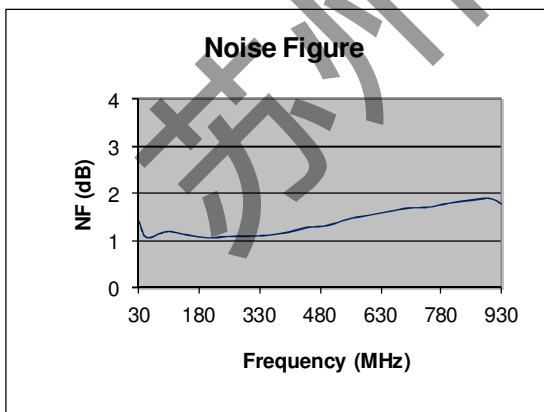
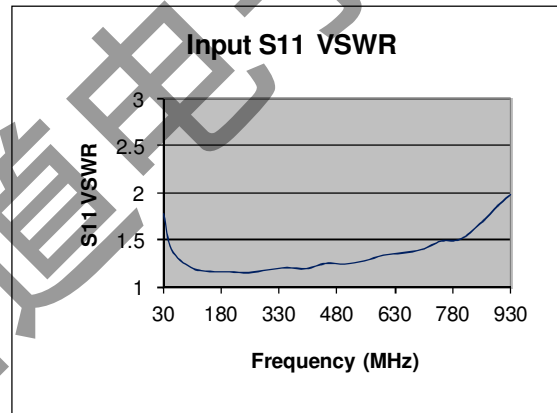
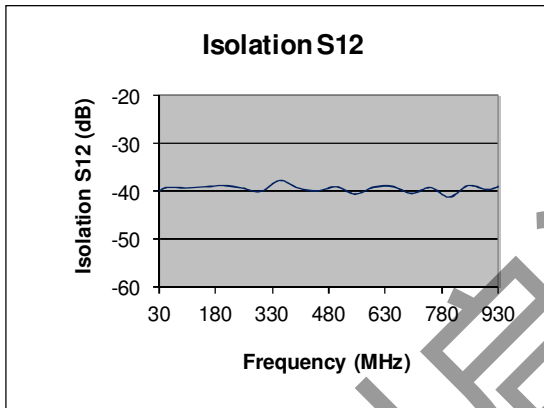
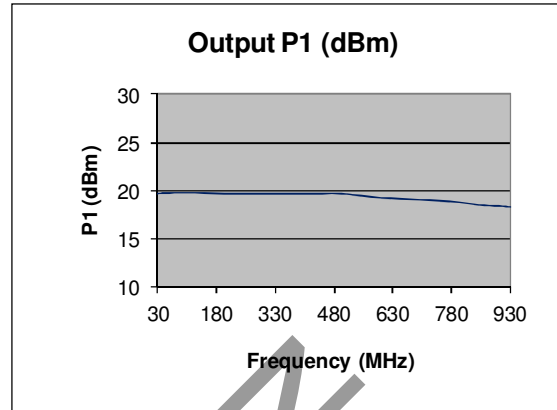
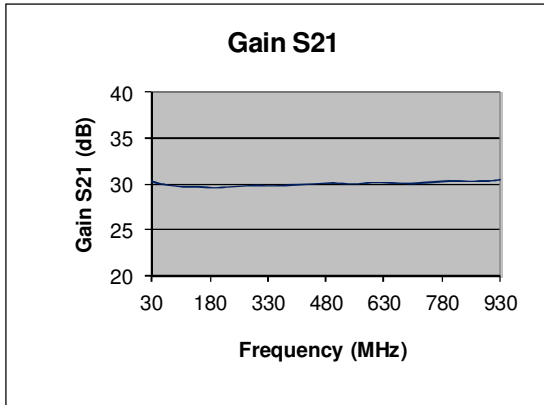
Electrical Specifications @ +25 °C, Z_{in} = Z_{out} = 50 Ω, V_{cc} = 12V

Parameter	Unit	Minimum	Typical	Maximum
Frequency Range	MHz	30		930
Gain				
f = 30MHz	dB		30.4	
f = 250MHz	dB		29.8	
f = 500MHz	dB		30.1	
f = 750MHz	dB		30.2	
f = 930MHz	dB		30.5	
Gain Flatness	dB		± 0.5	± 0.8
P _{1dB}	dBm		+19	
IP3	dBm		+35	
Noise Figure	dB		1.3	
Reverse Isolation	dB		-39	
VSWR				
Input VSWR			1.3:1	
Output VSWR			1.1:1	
DC Power Supply	V		12 to 15	18
Supply Current	mA		115	

LNA Series

30 – 930MHz Low Noise Amplifier

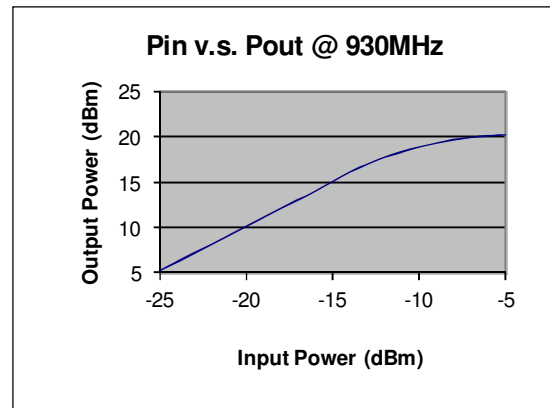
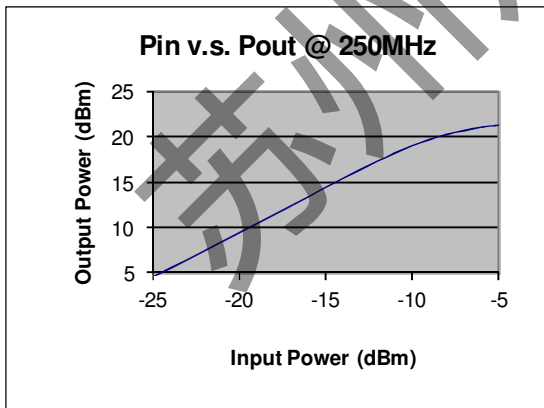
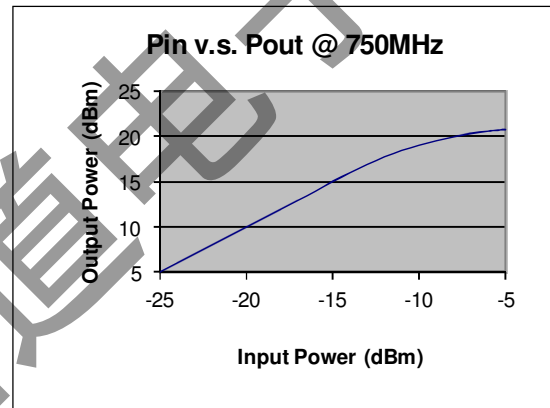
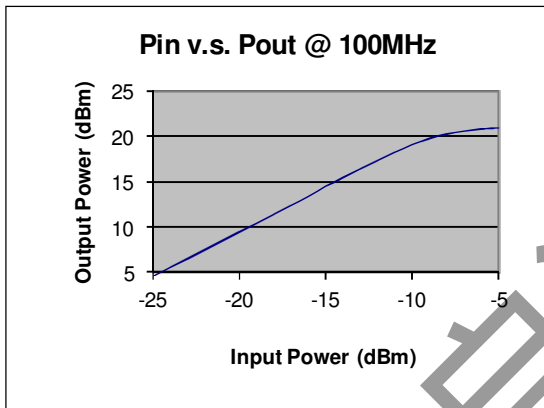
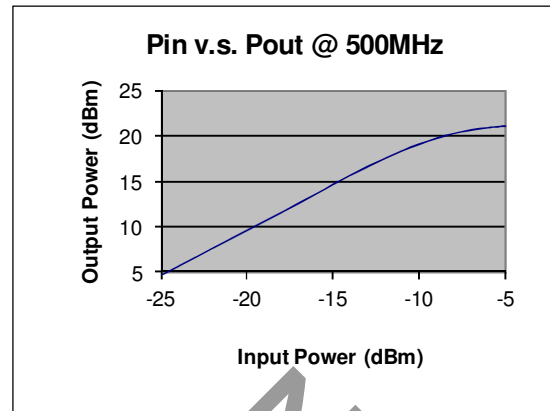
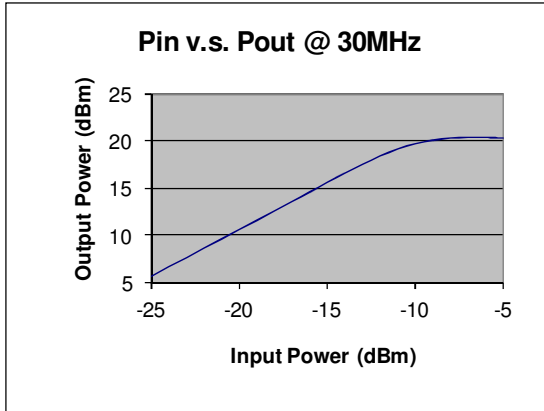
Typical Performance @ +25 °C



LNA Series

30 – 930MHz Low Noise Amplifier

Typical Performance @ +25 °C



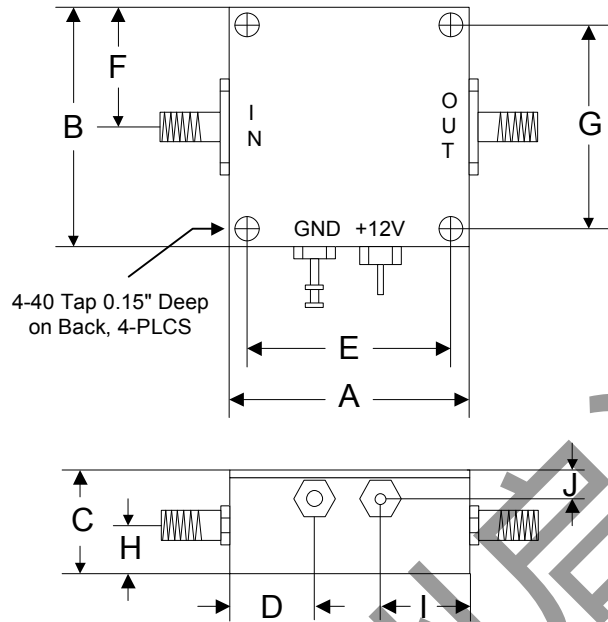
LNA Series

30 – 930MHz Low Noise Amplifier

Absolute Maximum Ratings

Parameter	Absolute Maximum
RF Input Power	+15dBm
Supply Voltage	+25V
Operating Temperature	-40 °C to +85 °C
Storage Temperature	-55 °C to +125 °C

Outline



	A	B	C	D	E	F	G	H	I	J
Inch	1.250	1.250	0.563	0.450	1.000	0.625	1.000	0.250	0.500	0.187
mm	31.75	31.75	14.29	11.43	25.40	15.88	25.40	6.35	12.70	4.76